

Visitor Parking Instructions

This packet contains information about visitor parking and how to access the Midtown law offices of Phillips Murrah.

Page 2:

Midtown Map to Visitor Parking

Page 3:

Office Access from PM Reserved Parking Spaces

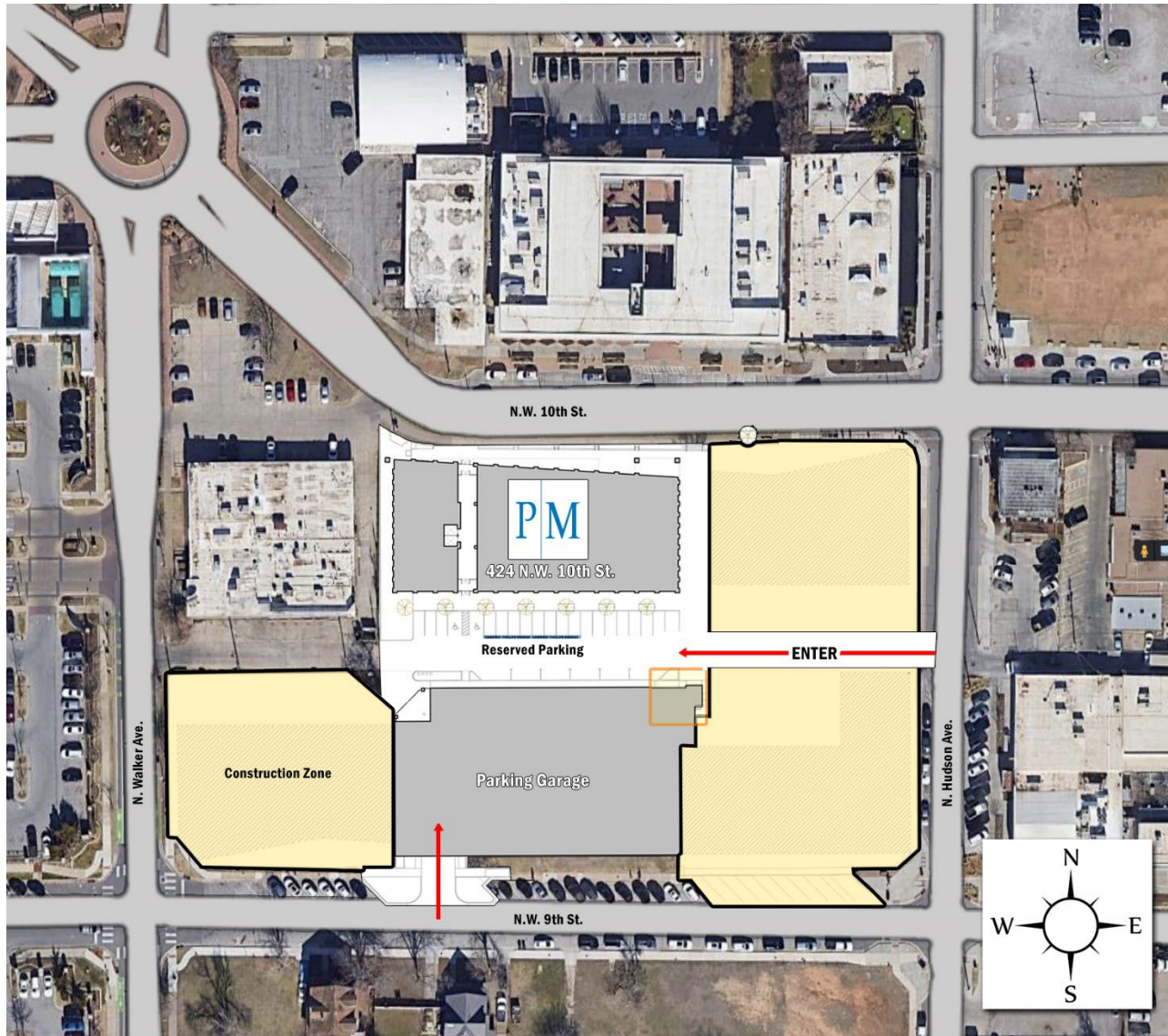
Page 4:

Office Access from Parking Garage

Midtown Map to Visitor Parking

Click for [GOOGLE MAP](#) location.

To access reserved client and guest parking to Phillips Murrah's offices, enter the property on the east side, off N. Hudson Ave., as shown on the map below. Reserved spaces are conveniently located by the south entrance, designated with blue stripes and the message: RESERVED PHILLIPS MURRAH.



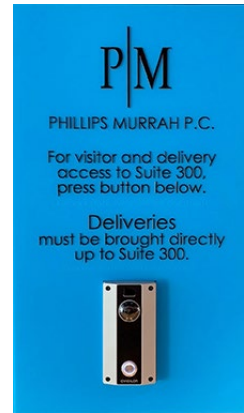
Disability accessible parking is located to the left of our reserved parking spaces by the south entrance of our building. If no spaces are available, please call our reception desk at 405.235.4100.



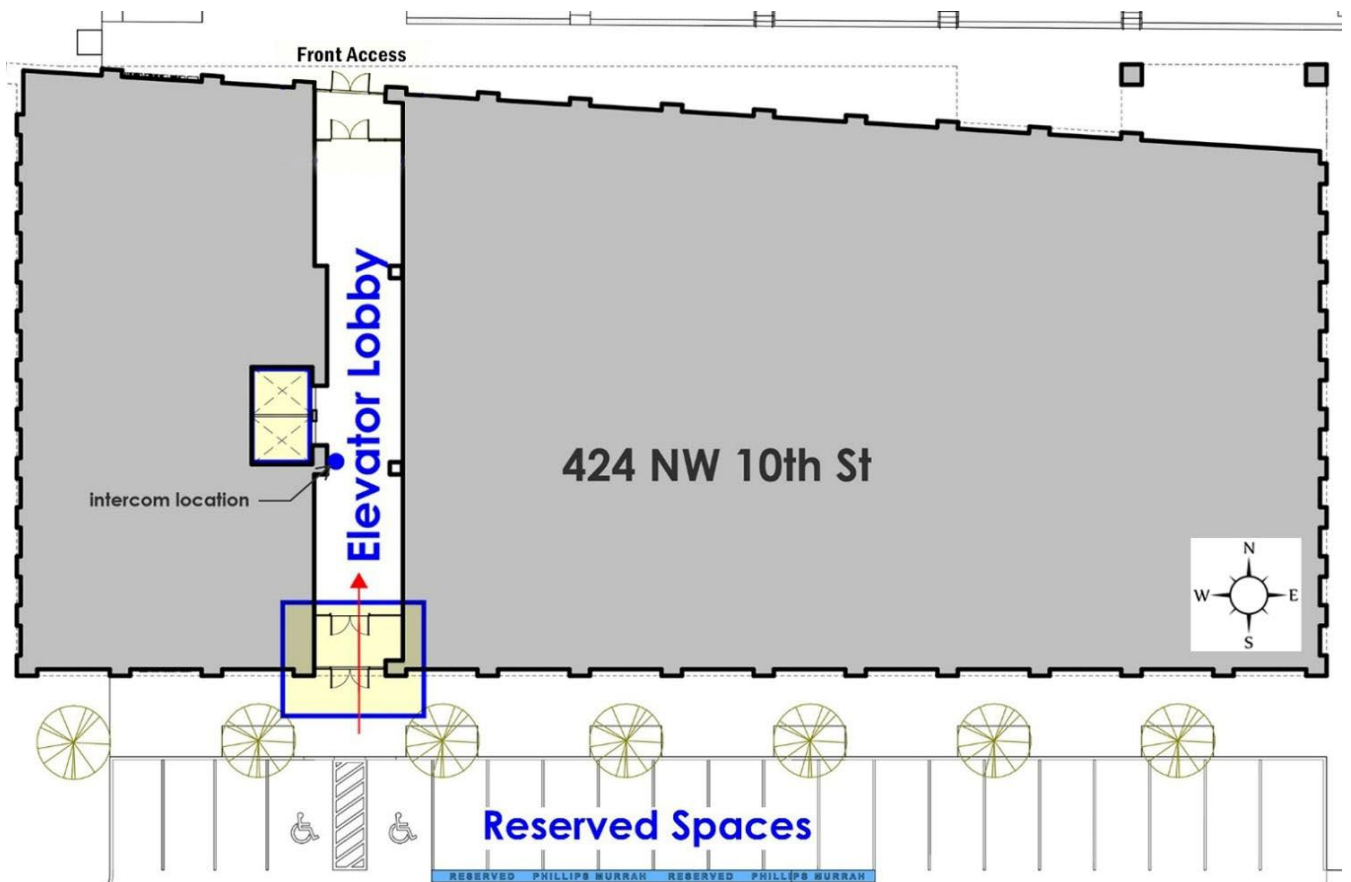
Office Access from PM Reserved Parking Spaces

To access our offices from our PM client-reserved parking spaces, enter the building by following the path indicated by the red arrow below. Proceed through two sets of double doors and continue to the elevators on the left.

Locate the intercom to the left of the elevators and press the button to contact our reception desk. Inform the receptionist who you are and whom you are visiting. To access our offices after hours, please talk directly with the attorney you are visiting.



Intercom by elevators

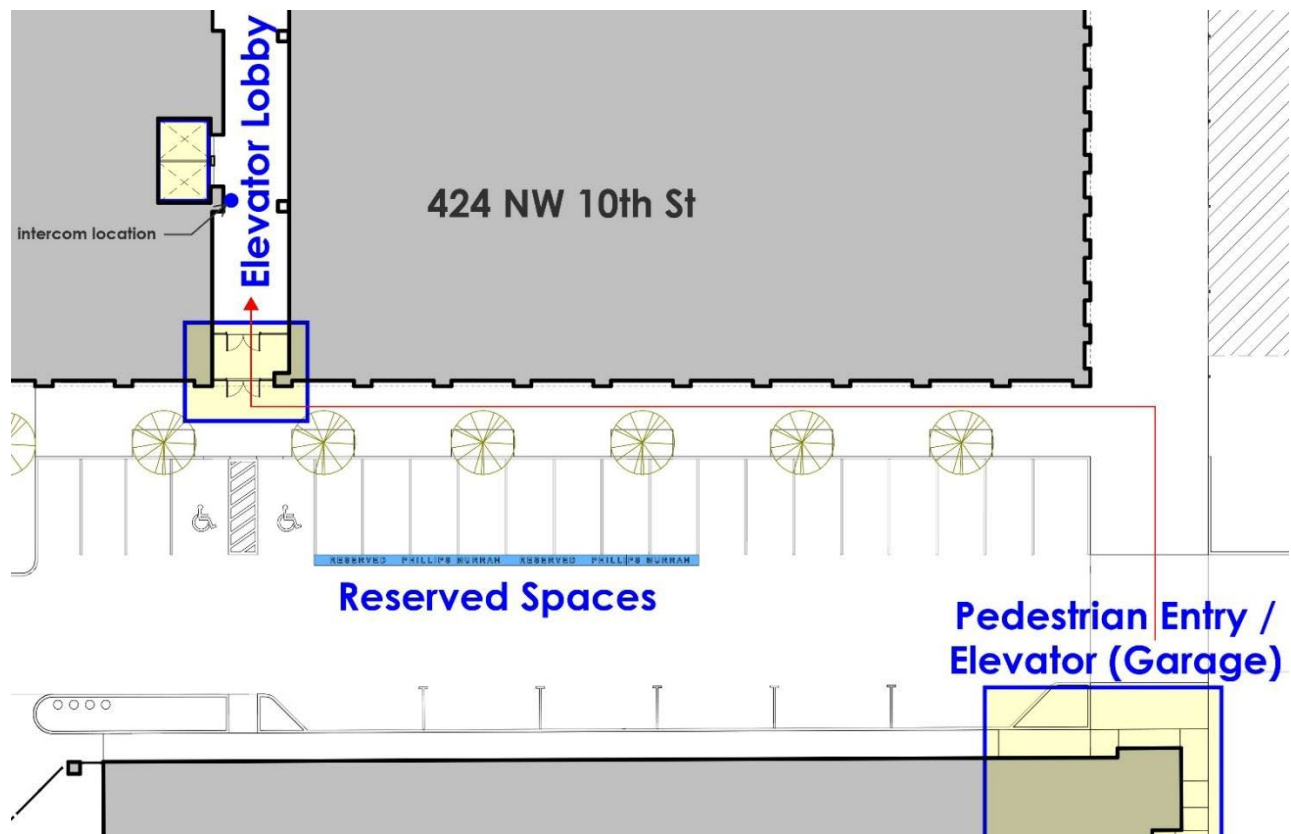


Office Access from Parking Garage

If no reserved spaces are available by the building, visitors may enter our parking garage from the south, off N.W. 9th St. At the parking garage kiosk entrance, push the green button to receive a ticket, and park in any non-reserved parking place on the 3rd floor or above. Bring your ticket to our reception desk to be validated. Upon departure, scan the ticket at the kiosk to exit the parking garage.

An elevator and stairs are located in the northeast corner of the parking garage. Go to the lowest floor, proceed out of the garage, and continue toward the building along the path marked by the red arrow on the map below.

Once you reach the building, refer to office access instructions on page 3.



If you have any questions or need assistance, please call our reception desk at 405.235.4100.