



424 N.W. 10<sup>th</sup> St., Suite 300 Oklahoma City, OK 73103 | 405.235.4100

## **Visitor Parking Instructions**

This packet contains information about visitor parking and how to access the Midtown law offices of Phillips Murrah.

Page 2:

**Midtown Map to Visitor Parking**

Page 3:

**Office Access from PM Reserved Parking Spaces**

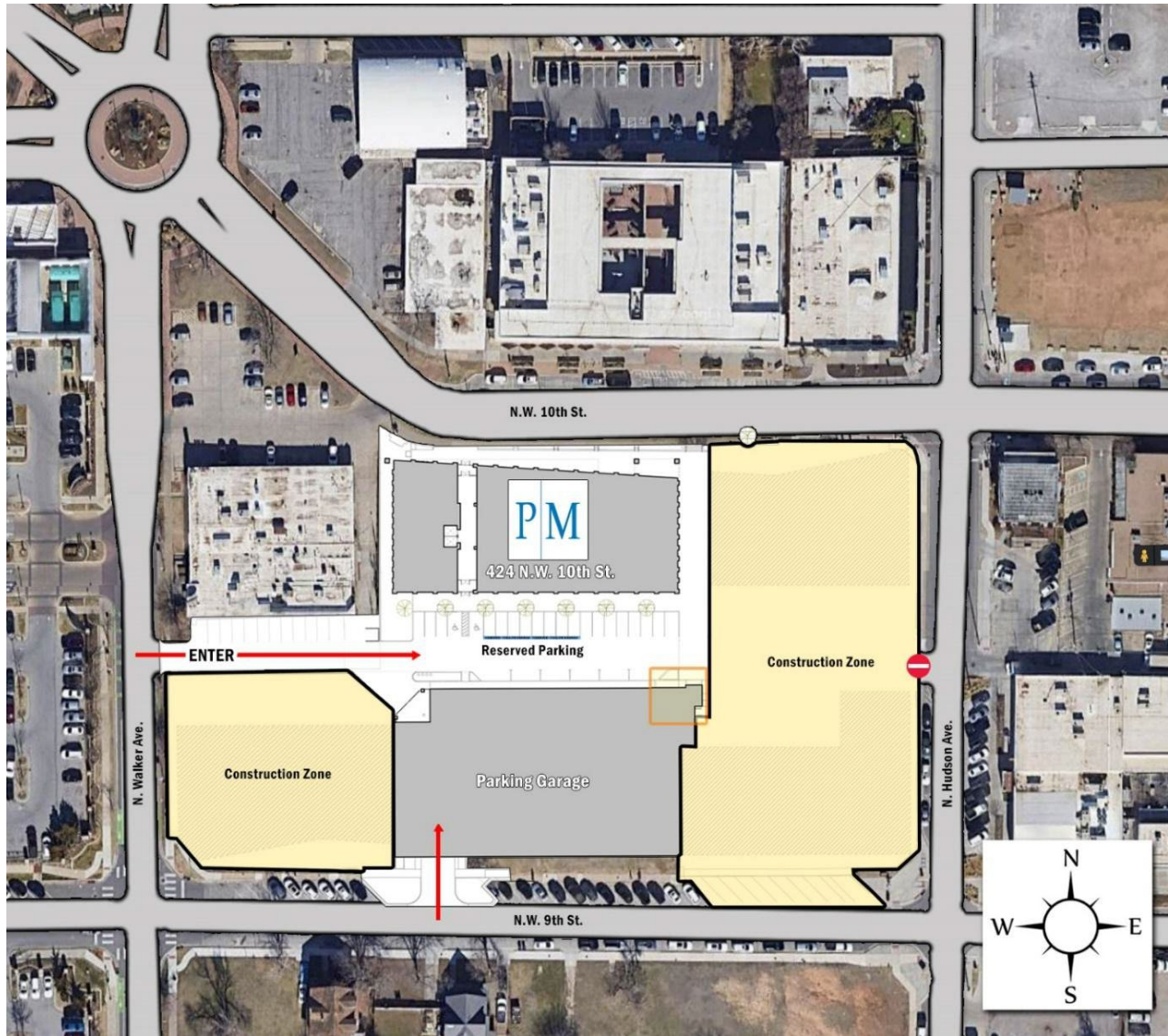
Page 4:

**Office Access from Parking Garage**

## Midtown Map to Visitor Parking

Click for [GOOGLE MAP](#) location.

To access reserved client and guest parking to Phillips Murrah's offices, enter the property on the west side, off N. Walker Ave., as shown on the map below. Reserved spaces are conveniently located by the south entrance, designated with blue stripes and the message: RESERVED PHILLIPS MURRAH.



Disability accessible parking is located to the left of our reserved parking spaces by the south entrance of our building. If no spaces are available, please call our reception desk at 405.235.4100.



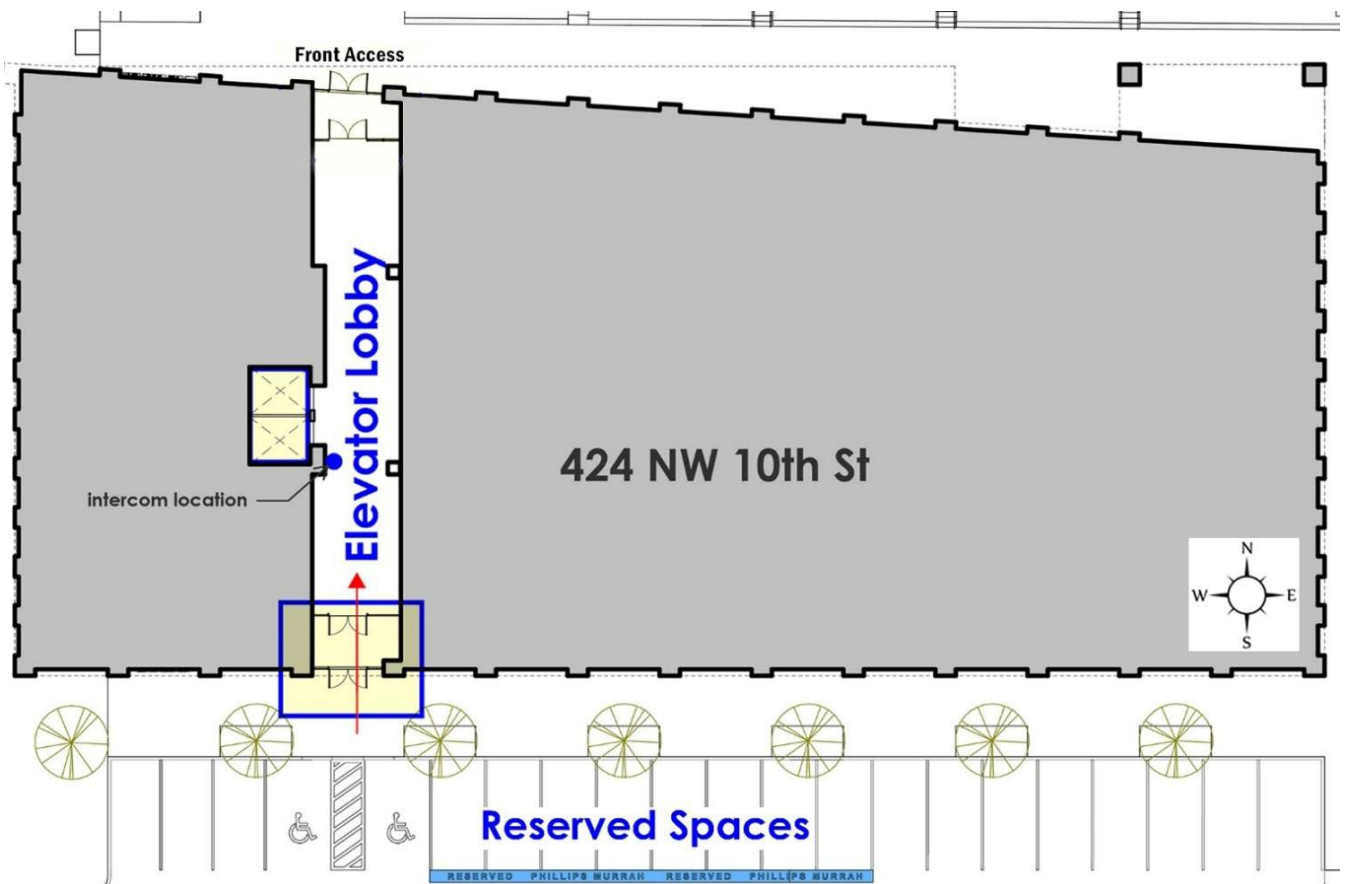
## Office Access from PM Reserved Parking Spaces

To access our offices from our PM client-reserved parking spaces, enter the building by following the path indicated by the red arrow below. Proceed through two sets of double doors and continue to the elevators on the left.

Locate the intercom to the left of the elevators and press the button to contact our reception desk. Inform the receptionist who you are and whom you are visiting. To access our offices after hours, please talk directly with the attorney you are visiting.



*Intercom by elevators*

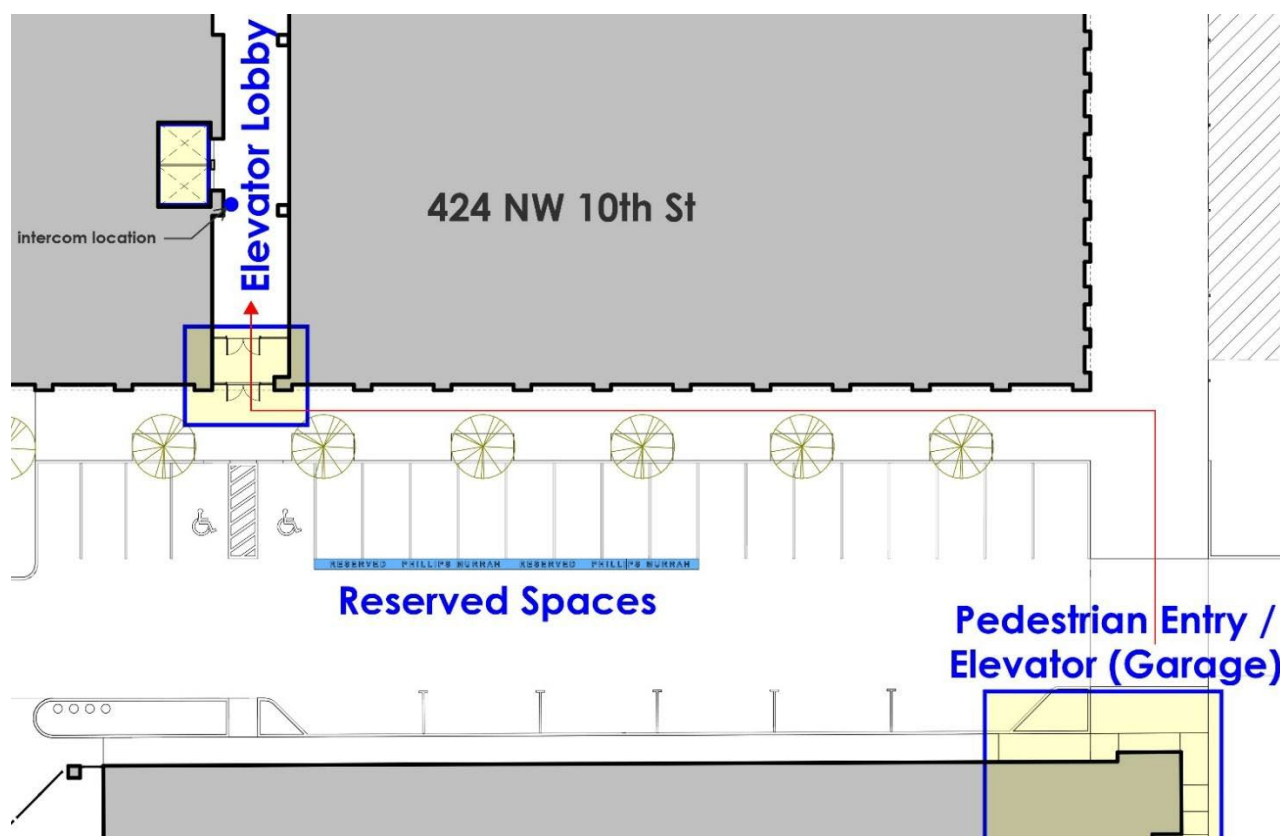


## Office Access from Parking Garage

If no reserved spaces are available by the building, visitors may enter our parking garage from the south, off N.W. 9<sup>th</sup> St. At the parking garage kiosk entrance, push the green button to receive a ticket, and park in any open spot that is not numbered and marked as reserved. Bring your ticket to our reception desk located on the 3<sup>rd</sup> floor to be validated. Upon departure, scan the ticket at the kiosk to exit the parking garage.

An elevator and stairs are located in the northeast corner of the parking garage. Go to the lowest floor, proceed out of the garage, and continue toward the building along the path marked by the red arrow on the map below.

Once you reach the building, refer to office access instructions on page 3.



*If you have any questions or need assistance, please call our reception desk at 405.235.4100.*